

San Ramon, CA

How To Prepare for Your Home Generated Special Materials Collection provided by the At Your Door Special CollectionSM service




Thank you for choosing this environmentally friendly option for proper management of your home generated special materials. Please take a moment to read these instructions.

Questions? Call TOLL FREE (800) 449-7587 Monday-Friday 5:00a.m.– 5:00p.m. PST. Leave a message after hours, weekends and holidays or **Email:** atyourdoor@wm.com

YOUR COLLECTION DATE IS: _____


MATERIALS ELIGIBLE FOR COLLECTION

Many household, automotive and garden chemicals can be accepted but not all. Items most commonly accepted are listed below. All items must be placed inside the bag except those items listed as acceptable for outside the bag. If you have any questions about what may be placed in your bag, please call (800) 449-7587.

 YES Acceptable Materials that MUST be placed INSIDE the Kit Bag*					 Unacceptable Materials/Items*	
Automotive Products Antifreeze Brake fluid Cleaner Motor Oil Oil filter Polish Wax Hydraulic fluid Transmission fluid Gasoline Diesel fuel Oily rags	Paint Products Latex paint Oil-based paint Thinner Artist's paint Stripper Spray paint Wood preservative Stain Caulk Sealer Mercury Thermostat Thermometer Switches	Household Cleaners Ammonia Cleaning compounds Floor stripper Drain cleaner Tile/Shower cleaner Rust remover Carpet/upholstery cleaner Sharps/Needles (in a sealed, rigid, puncture resistant container)	Flammable & Combustible Materials Kerosene Solvent Certain cleaners Swimming Pool Chemicals Pool acid Stabilizer Chlorine: tablets, liquid	Garden Chemicals Insect spray Weed killer Herbicide Fertilizer Insecticides Pesticides Misc. Household Batteries Hobby glue	Items Improperly Packaged for Transportation	Unknown/Unlabeled Materials
					Containers Over 5 Gallons	Leaking or empty containers
					Biological Waste	All Medicines
					Construction related materials	Asbestos
					Ammunition	Explosives
					Commercial/business supplies at homes	Trash, including bulky items
					Radioactive materials	Smoke detectors
					Liquid mercury	Personal hygiene products
					Appliances	Lamp fixtures
					Pressurized cylinders over 1.5lb	Fire Extinguishers
					Tires	Cooking Oil
 YES Acceptable Materials for OUTSIDE the Kit Bag*						
Vehicle Batteries Up to 3	Fluorescent Tubes and CFL's Up to 5 (placed inside their original sheaths or taped together)	Television Up to 1	1 Computer System- 1 Each: Computer Tower/CPU Laptop Monitor Keyboard Mouse Desktop printer	Electronics (with Circuit Boards): CD Rom VCR DVD/CD/tape player Fax machine Cell phone Microwave Related cords Up to 25lb.total		

All materials that go inside the bag must be contained in sealed, labeled containers. Some items may be separated during collection for the purpose of future use as the item was originally intended. These items will not be classified as waste; Your use of this program indicates acknowledgement of this statement. *There may be additional, unacceptable materials based on local or state laws.

Instructions on How to Use the Special Materials Kit



This kit contains:

- One plastic bag
- Plastic cable tie
- A survey card
- Labels for unlabeled containers

How to pack the bag:

1. Place the plastic bag on the ground near your entrance door, garage or other specific area discussed with the call center representative that is away from the curb
2. Check each container. If any do not have labels, use those provided or clearly mark the container. We will not accept unknown materials.
3. If a container leaks, repackage and label it.
4. Do not pour any material directly into the bag.
5. Place all labeled items into the bag; do not overfill it.
The maximum quantity of materials to be collected is limited to what will fit inside the bag, plus the acceptable materials outside the bag.
6. Gather excess plastic at the top of the bag and apply a cable tie to secure it.

On Collection date, When and where to put the bag:

1. Place secured bag near your front door or a specific area discussed with the call center representative that is near your house but away from the curb.
2. Don't place this bag near the curb, street or alleyway.
3. Do not overfill the bag and make sure it is secured with the plastic tie provided.
4. Place the bag out by **7:00 AM** on your scheduled collection day.

Do not place chemicals, cleaners or other materials outside the bag if they are not listed on the chart under "Acceptable Materials for Outside the Bag." They will not be collected. Leaking containers inside the Kit bag may prevent us from collecting the entire bag. We will not take items that are unlabeled.



HINT: Fill the bag at the location to avoid damage to bag and leaks

Safety Reminders:

- ✓ Never mix materials, there may be a dangerous chemical reaction.
- ✓ Keep materials in original containers whenever possible.
- ✓ Always seal containers to prevent leakage.
- ✓ Identify any items that are not already clearly labeled.
- ✓ Label on container must match what is inside the container.
- ✓ Don't allow pets or children access to the container
- ✓ Employees are not permitted to enter homes.



Our goal is to recycle as much of the material collected as possible.

Did you know that bleach cannot be recycled? Please review the manufacturers' website for additional uses.